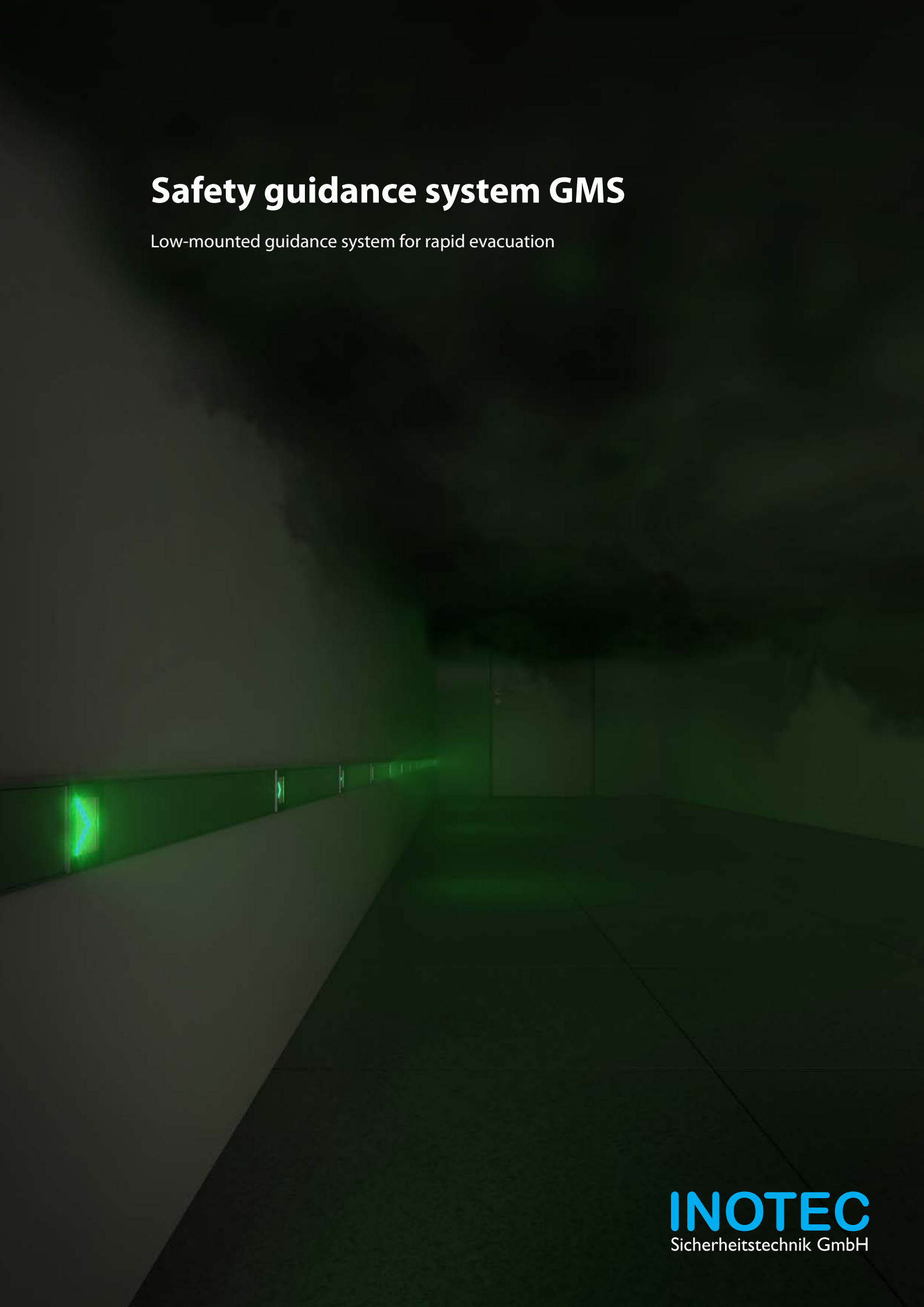


Safety guidance system GMS

Low-mounted guidance system for rapid evacuation





Safety guidance system GMS

Low-mounted guidance system for rapid evacuation

- + Easy surface-mounted installation
- + Ideal for retrofitting in existing buildings
- + Customised configuration with the INOTEC app

When every second counts, clear orientation is crucial: our GMS safety guidance system mounted close to the floor on the wall ensures rapid evacuation and maximum safety even in smoke-filled escape routes! In combination with a CLS or CPS emergency lighting system and evaluation of fire alarm contacts, the safe escape route is displayed dynamically and in different directions.



We provide a 5-year manufacturer warranty on our products!

inotec.com/warranty

In the event of a fire, only an extremely short period of time is available to evacuate buildings: As a rule, there are less than 10 minutes to leave the building once a fire has been detected. For this reason, the self-rescue of building users is a top priority when designing buildings. For special buildings, the supreme building supervisory authorities of the federal states point out that self-rescue must be completed by the time the fire brigade arrives, since they cannot ensure external rescue. Emergency escape and rescue routes are subject to a wide variety of requirements that differ depending on the type of building and its use.

The building authorities assume that:



However, this is not always the case in practice.

In the event of a fire, the emergency exit signage is insufficiently considered: Hot smoke accumulating under the ceiling results in general and safety lighting becoming ineffective. Even escape route signs mounted high up are no longer recognisable.

An escaping person may therefore be moving in complete darkness without any means of orientation. However, a smoke-free or smoke-less zone develops above the floor. Orientation, breathing and survival are still possible for some time. The height of this zone depends on the height and extent of the room and the intensity of the fire.

The GMS safety guidance system from INOTEC, which is installed close to the floor in the smoke-free zone, provides orientation for people escaping in the event of smoke. Thanks to the clear guidance function, panic is avoided and those escaping are guided out of the danger zone by the shortest route and self-rescue is guaranteed. INOTEC's GMS safety guidance system can save lives, not least thanks to the time saved as a result. A useful side effect of the GMS is that it also provides an orientation help for the members of the fire brigade during fire fighting.

Regulations

The technical rule for workplaces **ASR A 2.3 „Escape routes and emergency exits“** applies to the installation and operation of escape routes and emergency exits in buildings and similar facilities to which employees have access in the course of their work. It applies to all buildings and parts of buildings in which there is at least one permanently occupied workplace (workplace).

ASR A 2.3 also applies to the **installation and operation of safety lighting and visual safety guidance systems for escape routes and emergency exits in workplaces**. It gives examples of workplaces for which safety lighting and, where applicable, a visual safety guidance system for escape routes and emergency exits may be required.


The installation of an optical safety guidance system is regulated by **DIN VDE V 0108-200 „Safety lighting systems - Part 200: Electrically operated optical safety guidance systems“**.

DIN 14036 „Dynamic and adaptive escape routing“ contains specifications that must be taken into account when planning and implementing variable-direction concepts.

Dynamic, close to the ground and high mounted

The combination of high-mounted dynamic emergency exit sign luminaires and a low mounted guidance system ensures a continuous guidance function for people inside and outside a smoke-filled building area.

The **dynamic emergency exit sign luminaire** is indicating that the emergency exit door should no longer be used by displaying a red blocking symbol. This prevents people from escaping into the smoke-filled area.



INOTEC app for configuration

Our INOTEC app allows to configure the safety guidance system in a few steps – quickly, intuitively and efficiently.

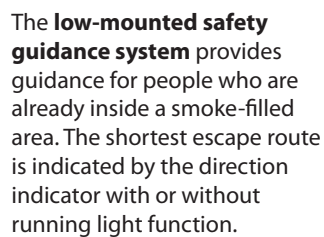
More about the app:
inot.ec/gms-help



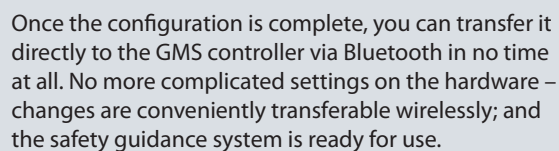
1 Scanning the modules

Thanks to the QR codes, the GMS modules can be easily scanned in the assembled sequence. Simply scan and the configuration process begins.



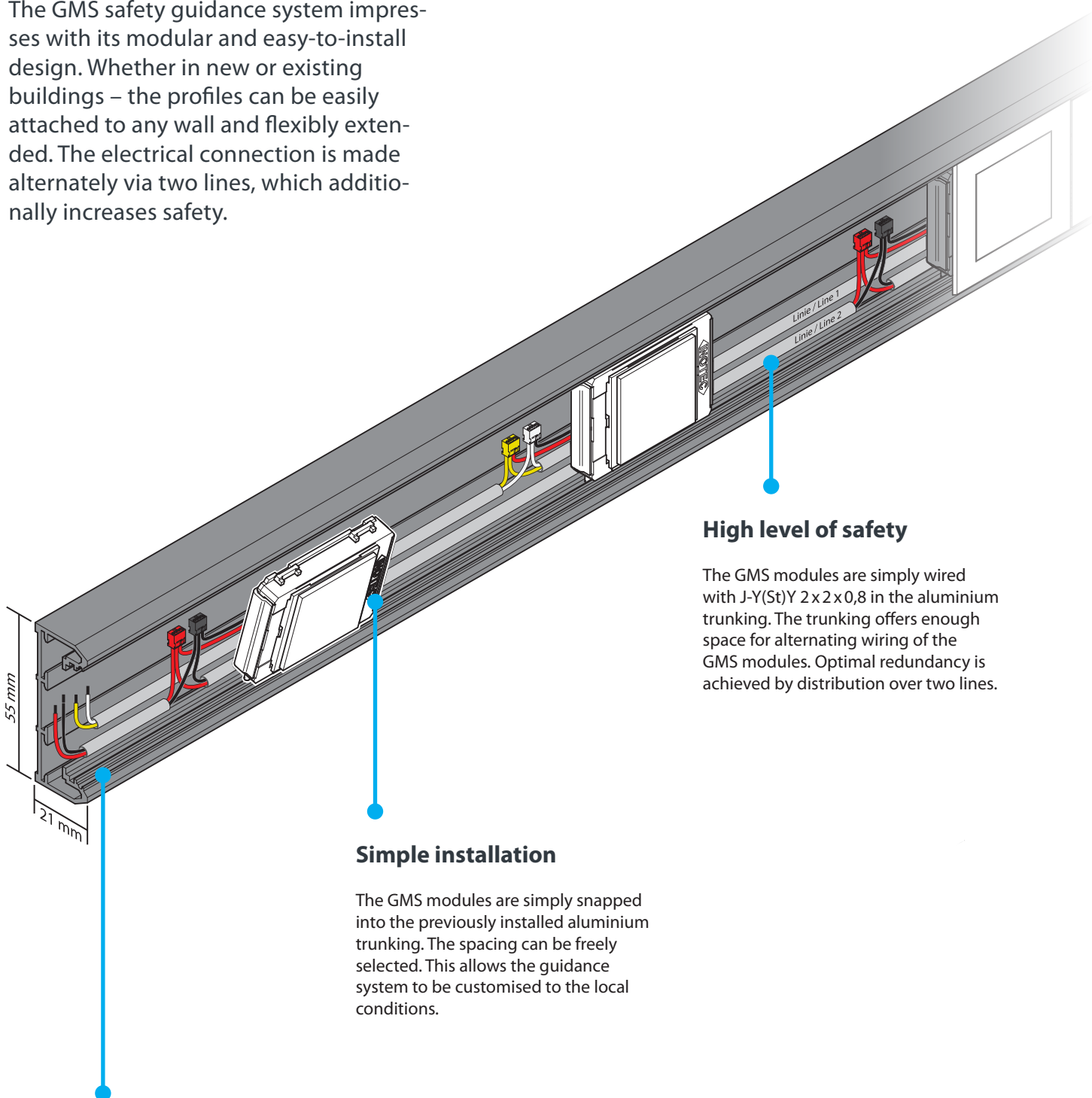


With our app, you have control right at your fingertips! For example, you can change the order of the GMS modules, set the speed and dimming values and customise the configuration to suit your requirements.



Simple installation – even in existing buildings

The GMS safety guidance system impresses with its modular and easy-to-install design. Whether in new or existing buildings – the profiles can be easily attached to any wall and flexibly extended. The electrical connection is made alternately via two lines, which additionally increases safety.



High level of safety

The GMS modules are simply wired with J-Y(St)Y 2x2x0,8 in the aluminium trunking. The trunking offers enough space for alternating wiring of the GMS modules. Optimal redundancy is achieved by distribution over two lines.

Simple installation

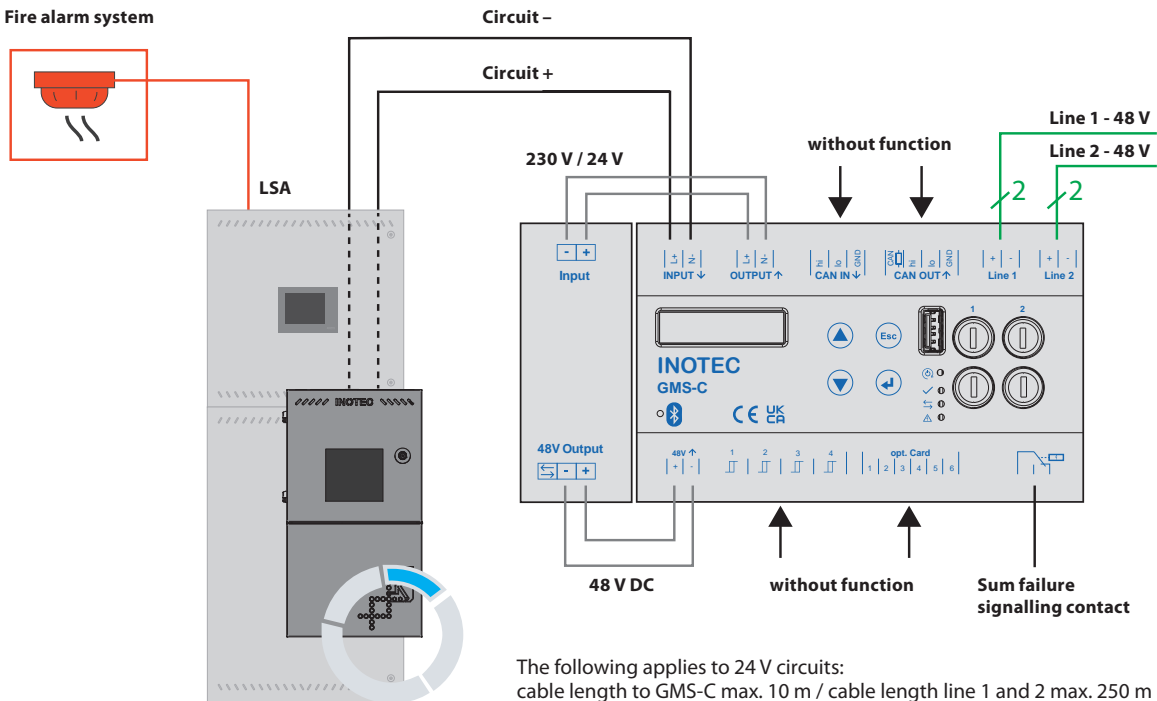
The GMS modules are simply snapped into the previously installed aluminium trunking. The spacing can be freely selected. This allows the guidance system to be customised to the local conditions.

Trunking system

The safety guidance system consists of a high-quality aluminium trunking. This is used to hold the GMS modules and for cabling. In addition to 2 m long profile sections, inner and outer corners and end caps are available for quick and easy installation.

Electrical connection

Fire alarm system



System components



Aluminium trunking for safety guidance system GMS. Length 2,000 mm. Delivery incl. cover, 1 x length connector, 5 x cable retainer clips.

Colour: anodised	104598635
Colour: RAL 9016	104636324
Colour: RAL SC	104636425



Aluminium trunking end cap for GMS safety guidance system.

Colour: anodised	104619550
Colour: RAL 9016	104619651
Colour: RAL SC	101396726




Aluminium trunking inner corner for GMS safety guidance system.

Colour: anodised	104640768
Colour: RAL 9016	104640869
Colour: RAL SC	104641172



Aluminium trunking outer corner for GMS safety guidance system.

Colour: anodised	104640970
Colour: RAL 9016	104641071
Colour: RAL SC	104641273



GMS light marker GMS-M-L module for direction indication. For installation in GMS aluminium trunking. Control and supply via GMS controller (GMS-C).

Colour: anodised	104612274
Colour: RAL 9016	104619348
Colour: RAL SC	104619449



GMS controller for controlling and supplying GMS light marker modules in the GMS safety guidance system.

GMS-C 230 V 2 x 1 A	104228015
GMS-C 24 V 2 x 0,8 A	104270653



48 V power supply for GMS-Controller.

GMS-S-230 / 48 Power Supply	104641374
230 V / 48 V 2,1 A	
GMS-S-24 / 48 Power Supply,	104446162
24 V / 48 V 1,1 A	



Technical details:
inot.ec/gms-en

More than just light.

INOTEC
Sicherheitstechnik GmbH

🌐 inotec-licht.de/en
🏢 INOTEC Sicherheitstechnik GmbH
📷 [inotec_sicherheitstechnik](#)